



Parents' Transition Information

July 2024

Welcome to Year 5

Welcome



The aim of this short PowerPoint is to provide you with the expectations in Year 5 and other information so that your child is fully prepared to start in September. I cannot wait to meet them all and be their teacher next academic year!

Miss Taylor

Your new teacher is Miss Taylor


Hello, my name is Miss Taylor. I am really looking forward to being your teacher in Year 5 and making wonderful memories with you all.

This is my first year teaching at St Joseph's but you will be my fifth ever class!

I went to St Joseph's when I was a child so I am really looking forward to coming back as a teacher!

I have a lovely pet called Mimi who is a tabby cat- she's very friendly and loves cuddles! She is always wearing a pink bow.

In Year 5, it's important to me that we are kind to each other and support each other.



My favourite colour is pink. A little-known fact about me is that my favourite singer is Taylor Swift- I listen to her music every day!

My favourite day of the week is Saturday because I have the whole day to go on an adventure somewhere new!

Expectations

At St. Joseph's we pride ourselves in maintaining high expectations and appreciate your support with these too.

- Children in neat and tidy **full uniform** every day with correct socks and black shoes.
- Blue shorts or PLAIN tracksuit bottoms for PE (No leggings, branded or football tracksuit bottoms)
- Only **one pair of plain, round stud earrings** (no shapes or patterns) in the lobes of the ears. Watches are allowed but not smart watches in which messages can be sent and received



Expectations

Please do not get your child's ears pierced during school time. It must be done in the summer holiday and the children must be able to take the earrings out and put them in for PE sessions independently. Staff are not allowed to touch the piercings.

- No other jewellery is allowed
- No nail varnish allowed
- No extreme hair styles – tram lines etc.
- Long hair must be tied back (for girls AND boys).



Expectations Continued

As you already know, as parents, you are the primary educators of your children. You all play a crucial role in the education of your children along with us all here at St. Joseph's.

- Please ensure you are **encouraging your child to be independent** e.g. carrying their own bags into school, getting their PE clothes ready for the correct days, having the equipment they need, handing in their homework on time etc.
- Key Stage 1 children should be able to cut up their own food at dinner times unless they have a particular need in being able to do this
- Reading, writing and maths activities should be encouraged at home. (more to follow in the upcoming slides)
- Pencil cases should be **manageable size** (Key Stage 2 only)
- Please **encourage children to look after their belongings**
- **Everything should be labelled**



Behaviour

Behaviour

At St Joseph's we aim to create and sustain a positive, supportive and secure environment

We do this by also being **Safe, Ready and Respectful** of everyone in our school.

Our School Rights

There are four basic rights for both adults and children in our school:

- The right to feel and be safe
- The right to learn
- The right to be treated with respect
- The right to be the person God wants me to be



Behaviour cont.

Everyone has the responsibility to protect these rights through their own behaviour and actions.

- The responsibility to make sure others feel and are safe
- The responsibility to allow others to learn in class
- The responsibility to treat others as we would like to be treated
- The responsibility to allow others the opportunity to develop as God wants them to be



Behaviour cont.

At St Joseph's, great emphasis is placed **on rewarding good behaviour** displayed by children.

House points will be issued for good and exceptional behaviour and work (ranging from 1 to 3 points). House points are collated at the end of each week and the winning house announced during the weekly 'Gifts from God' assembly on Fridays. The winning house over the term will be rewarded with an extra prize for their efforts.

This will be decided by the school staff i.e. additional playtime etc.

Each class will have a **recognition board** to recognise the children who are displaying positive behaviour. Safe, ready, respect.

In addition to this, one child will be chosen from each for **Good Work and also for displaying the Catholic virtues** (Catholic Schools Pupil Profile). Staff can also send a child to the Vice Principal/Principal for exceptional work.

If a child is not being safe, ready and respectful they will be reminded of the school rules by the class teacher and which of their behaviours is not following this.

There will **be consequences** if children are repeatedly not following the rules.

If this behaviour continues to escalate sanctions may be required and parents may be informed. In more serious incidents, Mrs. Mitchell (Vice Principal) will be informed followed by Mr Wilkes (Principal).



Bullying

All bullying will be investigated in school and dealt with appropriately.

If you feel that you are being bullied - you should tell someone straight away - class teacher, a member of SLT, school councillor, putting a note in the worry box.

Bullying will not be tolerated at St Joseph's.

Homework



- It is vital that parents **display a positive attitude to homework** and value its importance. It is also important for parents to recognise that it is the children's responsibility to complete work too.
- If parents feel that the homework is insufficient for their child's needs, they are encouraged to take responsibility for the child's learning themselves (as co-educators with the school), by visiting the local library, providing other educational opportunities by visiting local places of interest or by buying homework books from local bookshops.
- Teachers will be more than happy to provide you with a list of educational websites to help with homework and revision.
- If parents have any queries or questions about homework, they should, in the first instance, contact the child's class teacher.

Pupils with special educational needs

- We set homework for all children as a normal part of school life. We ensure that all tasks set are appropriate to the ability of the child. If a child has special needs, we endeavour to adapt any task set so that all children can contribute in a positive way.

Homework in Key Stage 2



We have a consistent approach to homework across our four Key Stage 2 classes.

- **Reading should be completed every night (recommended 10 minutes) and recorded on the Boom Reader App. Children can record the name of the book and pages read themselves or an adult can do it.**
- **Taught spelling words to be learnt in preparation for a weekly review.**
- **Times tables should be learnt by heart (by the end of Year 4, children should know ALL times tables up to 12 x 12 in and out of order)**
- **Learn the Key Instant Recall Fact (KIRFs) for each half-term.**
- Any online homework, such as Education City and Times Tables Rock stars, should be completed when set. Opportunities will be provided for children who do not have access to the internet or parents should visit the local library with their children to use the computers free of charge. Children can access these resources independently even when homework is not set.
- Any other topic work/project work should be completed when set (usually over the course of a number of weeks).

Additional Information




Sometimes when children enter Year 5, they will notice a jump in curriculum expectations. The reason for this is that the National Curriculum is set out in phases – Years 3/4 (Lower KS2) and Years 5/6 (Upper KS2).

Skills introduced in Year 3 are consolidated in Year 4 and the same with Years 5 and 6 - introduced in 5 and consolidated in 6.

We will obviously support children throughout their entire educational journey, but we have found that in the first few weeks of year 5, some children might say it is “hard” or “different”. Please reassure them that it is normal to feel this way and they will be as brilliant as always. It just takes a little getting used to! 😊

Attendance and Punctuality – It is extremely important that children are at school and in school on time every day. This will ensure that no vital learning or support groups are missed.



Residential – Year 5 tend to go on a retreat residential to Alton Castle. This usually takes place in the Summer Term for 3 days and 2 nights. More information to follow with dates/prices.

Behaviour – We are currently reviewing the school's behaviour management system and will be following the current best practice in this area of education. Further details will be announced at the beginning of the new school year and will be incorporated into our school's behaviour policy. **The key principles of this approach will centre around positive reinforcement including the recognition and reward of children making the right choices.**

Equipment

In year 5, we ask children to take responsibility for ALL of their own equipment. Below is the list of equipment you will need.

Essentials you will need:

- Blue handwriting pens
- Pencils
- Rubbers
- Pencil sharpener
- Ruler
- A **manageable sized** p
- A manageable sized v

Dry wipe markers for whiteboard work
Green highlighter
Glue sticks
Red pens for editing



- Please ensure that you are restocking your pencil cases throughout the year.

What is good attendance?

All day every day

Going to school everyday with a smile.

Pupil Voice

Why is it important to attend school?

So we get an education and a good job in life.

To learn, to be smart, when you get older you can teach people, to learn to be healthy.

How do you feel about coming back to school if you've had time off?

Excited but nervous about what you've missed.

Anxious - just a feeling about coming back.

Worried that I have missed something

I do not like missing school because I love it.

'Good Attendance is when you are in school on time everyday unless you are ill'.

DFE Working Together to
Improve
School Attendance approach...
Expect
Monitor
Listen and understand
Facilitate support
Formalise support
Enforce

What we will do as a school...

Parent Meetings
First day calling
Daily monitoring
Parent Agreements
Weekly attendance
data updates
Weekly What to look forward
to
Pupil Voice

| Percentage | Days absent | Risk of Persistent Absence |
|-----------------|--|----------------------------|
| 100% Attendance | 0 Days Missed | Low risk |
| 95% Attendance | 9 Days of Absence 1 Week and 4 Days of learning lost | Moderate Risk |
| 90% Attendance | 19 Days of Absence 3 Weeks and 4 Days of learning lost | Locked into PA |
| 85% Attendance | 28 Days of Absence 5 Weeks and 3 Days of learning lost | |
| 80% Attendance | 38 Days of Absence 7 Weeks and 3 Days of learning lost | |
| 75% Attendance | 46 Days of Absence 9 weeks and 1 day of learning lost | |

And Finally ...



Year 5 is going to be a great year. I cannot wait to welcome you all back to St Joseph's and start our learning journey together. I know there are lots of things to remember and it will be very busy, full of new learning, but we will have lots of fun and laughs along the way!

I hope you all have a happy, safe summer and I look forward to seeing you and your child next term. If you have any further questions, please contact school through the school info_stjosephs@emmausmac.com email address! 😊

Miss Taylor

Things you can do to prepare for Year 5:

Practice your times tables!! You need them for nearly **every** Maths topic in Year 5. Chant/say them or play some online games.

[Hit the Button - Quick fire maths practise for 6-11 year olds \(topmarks.co.uk\)](https://www.topmarks.co.uk/Hit-the-Button)

[Daily 10 - Mental Maths Challenge - Topmarks](https://www.topmarks.co.uk/Daily-10)

[Times tables collection - BBC Teach](https://www.bbc.com/teach/100-times-tables)



Keep reading! **Good readers make good writers.** Remember: reading can be story books, comics, joke books, information books, song lyrics etc. Try to explore lots of different types and genres.

Work on your **handwriting, presentation** (including drawing lines, margins, underlining using a ruler) and **punctuation/grammar**. Take a look at the previous years' terminology on the next few slides.



Year 5

Vocabulary, Grammar and Punctuation

Word

I can

- convert nouns and adjectives into verbs using suffixes
- use verb prefixes to change meaning

Sentence

I can

- recognise and use relative clauses and relative pronouns
- show degrees of possibility using adverbs
- show degrees of possibility using modal verbs

Text

I can

- build cohesion within paragraphs
- link ideas across paragraphs using adverbials of time, place or number
- link ideas across paragraphs with my choice of tense

Punctuation

I can

- use brackets, dashes and commas to add extra information (parenthesis)
- use commas to clarify meaning

I can talk about my work using these words

modal verb

relative clause

relative pronoun

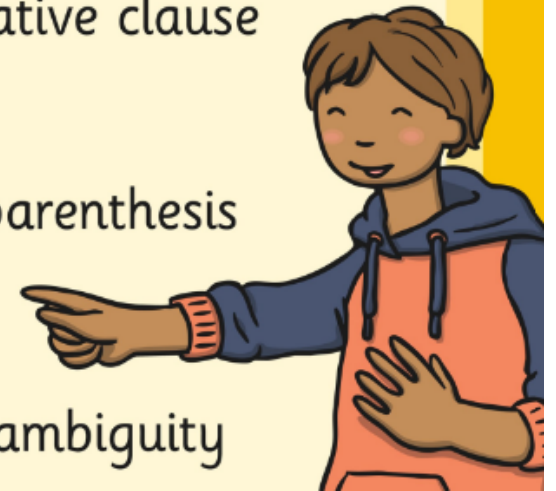
bracket

parenthesis

dash

cohesion

ambiguity



Year 4

Vocabulary, Grammar and Punctuation

Word

I can

- recognise the difference between plural and possessive -s
- use standard English in speech and writing

Sentence

I can

- add adjectives, nouns and prepositions to give more detail
- use fronted adverbials

Text

I can

- use paragraphs to organise my ideas
- choose appropriate pronouns or nouns to help my writing flow

Punctuation

I can

- use inverted commas and other punctuation to indicate direct speech
- use apostrophes to show plural possession
- use commas after fronted adverbials

I can talk about my work using these words

pronoun

determiner

possessive pronoun

adverbial



Year 3

Vocabulary, Grammar and Punctuation

Word

I can

- make nouns using prefixes
- use a or an appropriately by looking at the first letter of a word
- recognise word families

Sentence

I can

- express time, place and cause using conjunctions
- express time, place and cause using adverbs
- express time, place and cause using prepositions

Text

I can

- use paragraphs to group information
- use headings and sub-headings
- use the present perfect form of verbs

Punctuation

I can

- recognise direct speech
- use inverted commas to punctuate direct speech

I can talk about my work using these words

preposition

conjunction

word family

clause

subordinate clause

consonant

consonant letter

vowel

vowel letter

prefix

inverted commas/speech marks



Year 2

Vocabulary, Grammar and Punctuation

Word

I can

- make nouns and adjectives using suffixes
- make compound words
- compare using -er and -est
- use -ly to make adverbs

Sentence

I can

- extend my sentences using if, that, because
- extend my sentences using or, but
- use adjectives to describe nouns
- recognise statements, questions, exclamations and commands

Text

I can

- use past and present tense correctly
- use verbs to show actions in progress

Punctuation

I can

- use capital letters, full stops, question marks and exclamation marks
- use commas in a list
- use apostrophes to show that a letter is missing
- use apostrophes to show that something belongs to somebody

I can talk about my work using these words

noun noun phrase suffix
statement compound verb
command question comma
adjective adverb
tense apostrophe



Year 1

Vocabulary, Grammar and Punctuation

Word

I can

- add -s to make words plural
- add -ing, -ed and -er
- add un-

Sentence

I can

- use and join words together to make a sentence

Text

I can

- put sentences together

Punctuation

I can

- separate words with spaces
- use a capital letter for I, and at the beginning of sentences
- use full stops .
- use exclamation marks !

I can talk about my work using these words

letter

sentence

word

capital
letter

singular

full stop

plural

question
mark

punctuation

exclamation mark

