



ST JOSEPH'S
CATHOLIC PRIMARY
SCHOOL

Parents' Transition Information

July 2024

Welcome to Year 2

Welcome to Year 2



Welcome to Year 2.

Year 2 is an amazing year, and all the children are ready to take on lots of new and exciting challenges. I am so excited to be their teacher again.

On the next few pages you will find some general information followed by some slides telling you more about Year 2.



Expectations


At St. Joseph's we take pride in maintaining high standards in every aspect of school life and appreciate your support with these too.

We expect:

- Children to wear their **full uniform** every day with correct socks and black shoes.
- Only **one pair of plain, round stud earrings** (no shapes or patterns) in the lobes of the ears can be worn.
- Watches are allowed- but not smart watches in which messages can be sent and received
- Please do not have your child's ears pierced during term time. This must be done during the six week holiday and your child must be able to independently remove and replace their earrings for PE sessions. Staff are not allowed to touch the piercings.
- No other jewellery is allowed
- No nail varnish allowed
- No extreme hair styles – tram lines etc.
- Long hair must be tied back (for girls AND boys).



Parents and Teachers working together



As you are aware, as parents, you are the primary educators of your children. This means you all play a **crucial role** in the education of your children alongside all of us here at St. Joseph's.

It is, therefore, important that:

- You **encourage** your child to be **independent** e.g. by carrying their own bags into school, getting their PE kit ready for the correct days, having the equipment they need, handing in their homework on time etc.
- Children can **cut up their own food** at dinner times -unless they have a particular need and require support to do this. They should also be able to **use a knife and fork** correctly.
- They recognise their own belongings. They will be **responsible for looking after everything** they bring into school. They will be expected to look for misplaced items themselves so it is vital that **everything is labelled**.

We would also ask that you encourage your child to read, write and use their maths skills every day at home. There's more about this in the upcoming slides.

Homework in Key Stage 1



We have a consistent approach to homework across our two Key Stage 1 classes.

- **Your child should read at home every night. We ask that you update Boom Read to show what they have read and the number of pages.**
- **In Year 2 children need to learn their 2, 5, 10 and 3 Times Tables. These should be practised daily so that your child knows them – in and out of order.**
- **Learn the Key Instant Recall Fact (KIRFs) for each half-term.**
- Any online homework, such as **Education City** and **Numbots**, should be completed when set. Opportunities will be provided for children who do not have access to the internet or parents should visit the local library with their children to use the computers free of charge. Children can access these resources independently even when homework is not set.
- Any other topic work/project work should be completed when set (usually over the course of a number of weeks).

Supporting your child



- It is vital that parents display a positive attitude to homework and value its importance.
- It is your children's responsibility to complete their homework.
- If you feel that the homework is insufficient for your child's needs, please contact me. I am more than happy to provide you with a list of educational websites to help with homework and revision or suggest places to visit to enhance educational experiences. The local library also offers a range of ideas to support learning. I can be contacted via the school office or at info@emmausmac.com

Pupils with special educational needs

- I set homework for all children as a normal part of school life. I aim to ensure that all tasks set are appropriate to the ability of the child. If a child has special needs, I will endeavour to adapt any task set so that all children can contribute in a positive way.

Behaviour

Behaviour

At St Joseph's we aim to create and sustain a positive, supportive and secure environment

We do this by also being **Safe, Ready and Respectful** of everyone in our school.

Our School Rights

There are four basic rights for both adults and children in our school:

- The right to feel and be safe
- The right to learn
- The right to be treated with respect
- The right to be the person God wants me to be



Behaviour cont.

At St Joseph's, great emphasis is placed **on rewarding good behaviour** displayed by children.

House points will be issued for good and exceptional behaviour and work (ranging from 1 to 3 points). House points are collated at the end of each week and the winning house announced during the weekly 'Gifts from God' assembly on Fridays. The winning house over the term will be rewarded with an extra prize for their efforts.

This will be decided by the school staff i.e. additional playtime etc.

Each class will have a **recognition board** to recognise the children who are displaying positive behaviour. Safe, ready, respect.

In addition to this, one child will be chosen from each for **Good Work and also for displaying the Catholic virtues** (Catholic Schools Pupil Profile). Staff can also send a child to the Vice Principal/Principal for exceptional work.

If a child is not being safe, ready and respectful they will be reminded of the school rules by the class teacher and which of their behaviours is not following this.

There will be consequences if children are repeatedly not following the rules.

If this behaviour continues to escalate sanctions may be required and parents may be informed. In more serious incidents, Mrs Mitchell will be informed followed by Mr Wilkes.

Bullying

All bullying will be investigated in school and dealt with appropriately

If you feel that you are being bullied - you should tell someone straight away - class teacher, a member of SLT, School councillor, putting a note in the worry box

Bullying will not be tolerated at St Joseph's



Attendance and Punctuality



'Good Attendance is when you are in school on time everyday unless you are ill'.

DFE Working Together to Improve School Attendance approach...
 Expect
 Monitor
 Listen and understand
 Facilitate support
 Formalise support
 Enforce

It is extremely important that children are at school and in school on time every day. This will ensure that no vital learning or support groups are missed.

What we will do as a school...
 Parent Meetings
 First day calling
 Daily monitoring
 Parent Agreements
 Weekly attendance data updates
 Weekly What to look forward to
 Pupil Voice

Percentage	Days absent	Risk of Persistent Absence
100% Attendance	0 Days Missed	Low risk
95% Attendance	9 Days of Absence 1 Week and 4 Days of learning lost	Moderate Risk
90% Attendance	19 Days of Absence 3 Weeks and 4 Days of learning lost	Locked into PA
85% Attendance	28 Days of Absence 5 Weeks and 3 Days of learning lost	
80% Attendance	38 Days of Absence 7 Weeks and 3 Days of learning lost	
75% Attendance	46 Days of Absence 9 weeks and 1 day of learning lost	

Pupil Voice

What is good attendance?

All day every day

Going to school everyday with a smile.

Why is it important to attend school?

So we get an education and a good job in life.

To learn, to be smart, when you get older you can teach people, to learn to be healthy.

How do you feel about coming back to school if you've had time off?

Excited but nervous about what you've missed.

Anxious - just a feeling about coming back.

Worried that I have missed something

I do not like missing school because I love it.

All about

Year 2

In Year 2 we work hard but also have lots of fun. The children develop their skills, knowledge and independence so that, by the end of the year, they are ready to move into Key Stage 2. Read on to find out more.

All about me!

I have 3 children called Joe, Adam and Niamh. They all came to St. Joseph's

I love to travel, especially to Italy.

More about me:

Before I was a teacher, I was a lawyer.
I can't sing!
I have run a Brownie unit for 40 years!

Things I don't like:

Snakes
Peas
Coconut



Mrs Riley

I love cats. In fact I have 5 cats at home – Whiskers, Bella, Murphy, Peanut and Layla.

I support Liverpool F.C.

Things I love:

Shoes
Chocolate
Cats
Chocolate
Being a teacher
Chocolate
Reading and ... chocolate!

All about Year 2

Staying healthy

Healthy lunch boxes are **A MUST!**

Fruit is still provided in Year 2



Water

Your child will need a freshly filled water bottle every day. Your child **MUST** take their water bottle home at the end of each day.

How are things different from Year 1?

Money

The children are expected to look after any money they bring into school for e.g. cake sales or other events. It is not collected in class.

Bags

The children leave their bags on their pegs. They do not bring them into the classroom.

Your child does not need to provide their own pencil case. All equipment will be provided.

More about Year 2

Key Skills

In Year 2, the children will develop a range of skills which are both linked to our curriculum but also essential life skills. I am really looking forward to working with you to help your child understand:

How to tell the time

Reading scales

Recognise and use money

Use scissors effectively.

Our Curriculum

Full details of our curriculum can be found on our school website. This includes a curriculum overview and termly study plans.



Have a look on the next few pages for some ideas for ways you can support your child or develop these skills at home.

Money

- Work with your child to ensure they recognise the coins and notes we use in the U.K.
- Point out price labels when you go shopping. Children often find it difficult to use the £ sign correctly so show them how it is written.
- Set up a shop at home and play shopkeepers. Children often find the concept of giving a shopkeeper more money than an item costs and receiving change quite hard to grasp.
- Try buying and selling more than one item so the children use their addition as well as subtraction skills.
- Practise using coins to make different money amounts. Write some money amounts on paper and use real coins if you can to make them. You don't need to use a cake tray if you haven't got one. You can just put the pieces of paper on the table or the floor.



Time

The National Curriculum expectation for children in Year 2 is that they learn to tell the time to the nearest 5 minutes. To help your child achieve this, it is really important that you work with your child to read the time on an analogue clock as much as possible at home.

This is often one of the most difficult concepts for children to grasp so please don't worry if it takes a long time to understand.

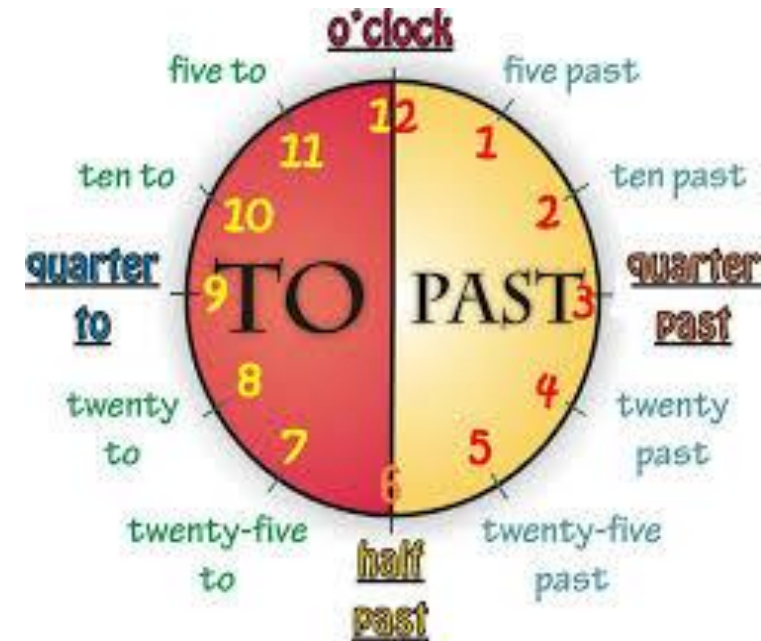
Start with o'clock, then half past before moving on to quarter to and quarter past.

Ask your child lots of questions such as:

What is the time?

How long until...?

When will Start/ finish?



Reading Scales

As part of our maths learning in Year 2, we will be looking at a range of scales. It is really helpful if your child has lots of experience of looking at a variety of scale at home. For example:

Measuring jugs

Weighing scales

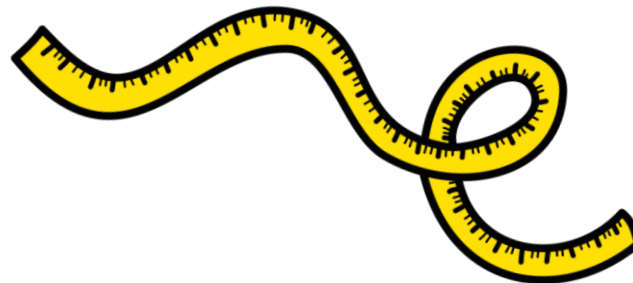
Rulers and tape measures.

Make a cake with your child and let them weigh out the ingredients.



Let your child play with a plastic measuring jug/ empty plastic bottle in the paddling pool or bath. Talk about how much water is in the jug or bottle. Can they read the scale on the jug?

Use a ruler or tape measure to measure their height. Can your child find things that are taller or smaller? Can they find out exactly how tall something is?



Read Write Inc.



Most children will move away from the Read Write Inc programme at the start of Year 2 .

They will be taught English – reading and writing- in whole class lessons which are based on a range of high quality texts.

Some children will remain in Read Write Inc groups for part of the year, if they still need more structured support. This will be based on the rigorous assessments that are carried out as part of Read Write Inc.

Our aim is for all children to participate in whole class teaching by the end of their time in Year 2.



In Year 2 we work with your child to develop their **comprehension skills** as well as continuing to improve their reading **fluency**. Both skills are vital for their **progress** as they move through the school.

Fluency is developed through reading aloud. This will be done on both an individual basis and as part of a small group.

Comprehension skills will be taught through our guided reading sessions.

To support your child, **it is vital that you listen to him or her read at home every day and talk about the text**. This helps to improve language as well as fluency and comprehension.

We want your child to have **a love of books** so he or she needs to read **more than just their school reading book**. Your child needs to read a **range of fiction and non fiction texts for pleasure at home**. Seeing family members reading books, magazines, newspapers is a brilliant way to foster a love of books.

Reading

Why Can't I Skip My 20 Minutes of Reading Tonight?

Student "A"	Student "B"	Student "C"
reads 20 minutes each day	reads 5 minutes each day	reads 1 minute each day
3600 minutes in a school year	900 minutes in a school year	180 minutes in a school year

1,800,000 words



282,000 words



8,000 words



Any Questions?



If you have any questions or are worried about anything, please email info@emmausmac.com

